

Specification

6FM24(12V24Ah)



FM series is a general purpose battery with 6~8 years design life in float service. It meets with IEC, JIS, BS and YDT standards. With advanced AGM valve regulated technology and high purity raw material, the FM series battery maintains high consistency for better performance and reliable standby service life. It is suitable for UPS/EPS, Telecom, power grid, medical equipment, emergency light and security system applications.



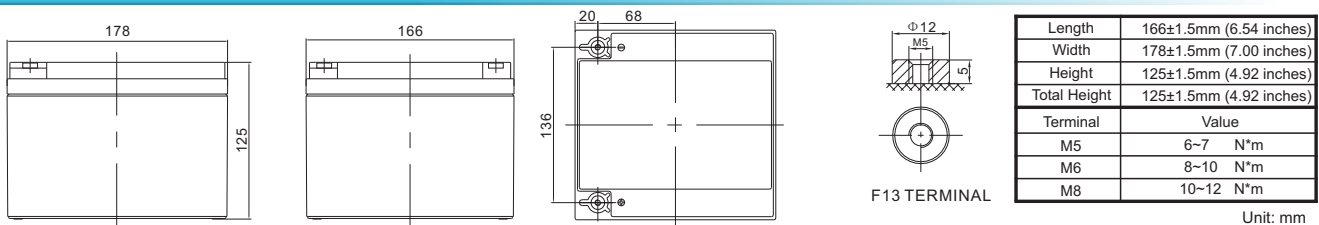
MH60689



ED131130285E

Cells Per Unit	6
Voltage Per Unit	12
Nominal Capacity	24Ah@20hour-rate to 1.75V per cell @25°C
Weight	Approx. 7.2 Kg (Tolerance ±3.0%)
Internal Resistance	Approx. 16 mΩ
Terminal	F13(M5)
Max. Discharge Current	240A (5 sec)
Short Circuit Current	820A
Design Life	6~8 years (Float charging)
Recommended Maximum Charging Current	7.2 A
Reference Capacity	C3 18.6AH C5 21.0AH C10 22.5AH C20 24.0AH
Standby Use Voltage	13.7 V~13.9 V @ 25°C Temperature Compensation: -3mV/°C/Cell
Cycle Use Voltage	14.6 V~14.8 V @ 25°C Temperature Compensation: -4mV/°C/Cell
Operating Temperature Range	Discharge: -20°C~60°C Charge: 0°C~50°C Storage: -20°C~60°C
Normal Operating Temperature Range	25°C±5°C
Self Discharge	Westar valve Regulated Lead Acid (VRLA) batteries can be stored for up to 6 months at 25°C and then recharging is recommended. Monthly Self-discharge ratio is less than 3% at 25°C. Please charge batteries before using.
Container Material	A.B.S. UL94-HB, UL94-V0 Optional.

Dimensions



Constant Current Discharge Characteristics : A (25°C)

F.V/Time	5MIN	10MIN	15MIN	30MIN	1HR	2HR	3HR	4HR	5HR	8HR	10HR	20HR
1.60V	90.40	58.96	43.49	25.17	14.54	9.032	6.566	5.229	4.414	2.949	2.402	1.250
1.65V	87.13	57.20	42.35	24.62	14.27	8.900	6.479	5.164	4.363	2.920	2.379	1.240
1.70V	82.88	54.89	40.85	23.89	13.92	8.724	6.363	5.077	4.295	2.880	2.349	1.226
1.75V	77.42	51.91	38.90	22.93	13.45	8.492	6.208	4.962	4.205	2.827	2.308	1.208
1.80V	70.54	48.10	36.40	21.69	12.84	8.186	6.005	4.811	4.085	2.757	2.255	1.185
1.85V	62.08	43.34	33.23	20.11	12.05	7.788	5.740	4.613	3.929	2.665	2.184	1.153

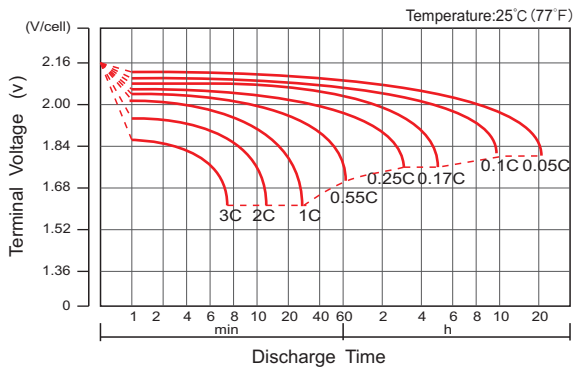
Constant Power Discharge Characteristics : WPC (25°C)

F.V/Time	5MIN	10MIN	15MIN	30MIN	1HR	2HR	3HR	4HR	5HR	8HR	10HR	20HR
1.60V	155.6	101.7	77.17	46.40	27.60	17.38	12.73	10.19	8.64	5.85	4.79	2.50
1.65V	154.0	101.3	76.73	46.06	27.38	17.25	12.64	10.12	8.58	5.81	4.76	2.48
1.70V	148.1	98.31	74.67	44.95	26.78	16.96	12.44	9.97	8.46	5.73	4.70	2.46
1.75V	140.8	94.64	72.13	43.59	26.01	16.58	12.19	9.78	8.31	5.64	4.62	2.42
1.80V	130.5	89.22	68.44	41.65	24.95	16.07	11.84	9.52	8.11	5.51	4.52	2.38
1.85V	116.9	81.81	63.37	38.99	23.58	15.37	11.37	9.16	7.82	5.34	4.39	2.32

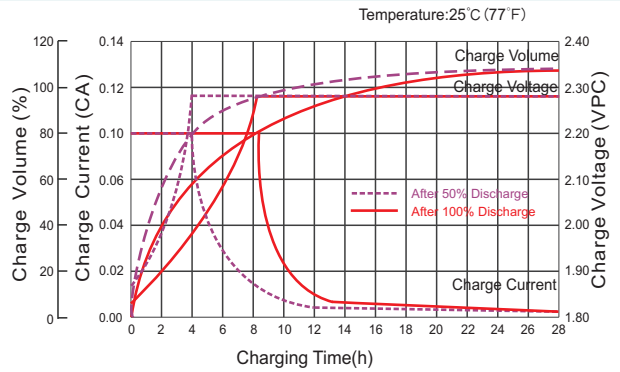
(Note) The above characteristics data are average values obtained within three charge/discharge cycle not the minimum values.

6FM24(12V24Ah)

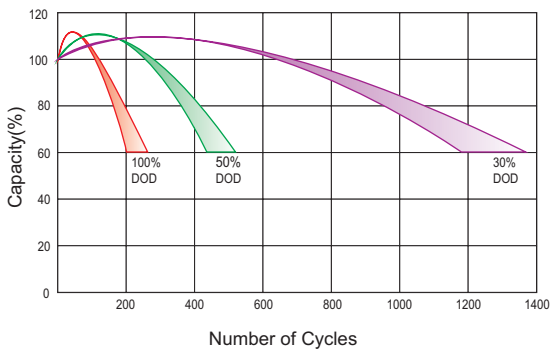
Discharge Characteristics Curve



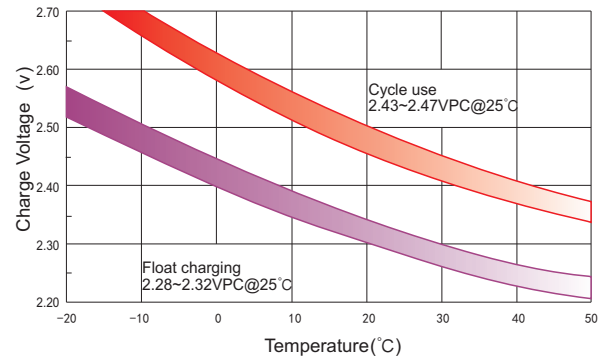
Charge Characteristic Curve For Standby Use



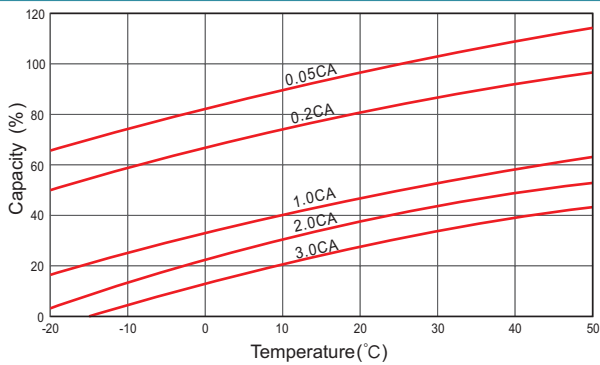
Cycle Life In Relation To Depth Of Discharge



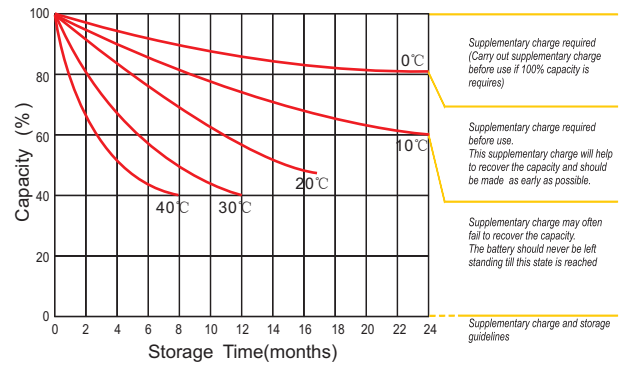
Relationship Between Charging Voltage And Temperature



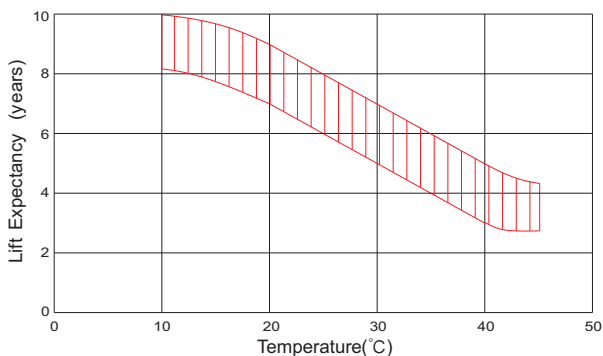
Temperature Effects On Capacity



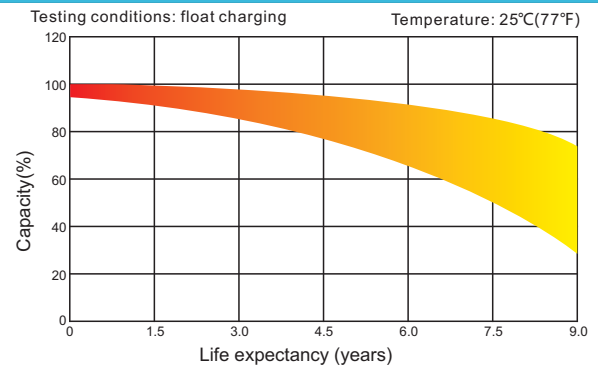
Storage Characteristics



Effect Of Temperature On Long Term Life



Life Characteristics Of Standby Use



(Note) All above information shall be changed without prior notice, Westar reserves the right to explain and update the latest information